
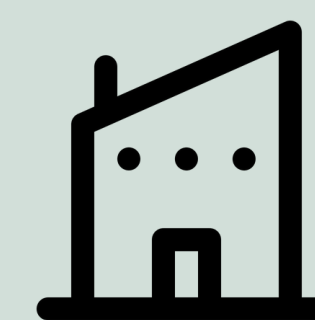


### Employment within the sector (2022)



**430**  
people employed  
in the sector



**3,685**  
enterprises in the  
sector


### Enterprises within the sector (2023)



**98.5%**

of all enterprises in this  
sector are micro  
enterprises

**10.9%**



of all enterprises in this region  
are in this sector

Source: Office for National Statistics (ONS)

### Enterprises within the sector (2023)

Pembrokeshire  1305

Carmarthenshire  2045

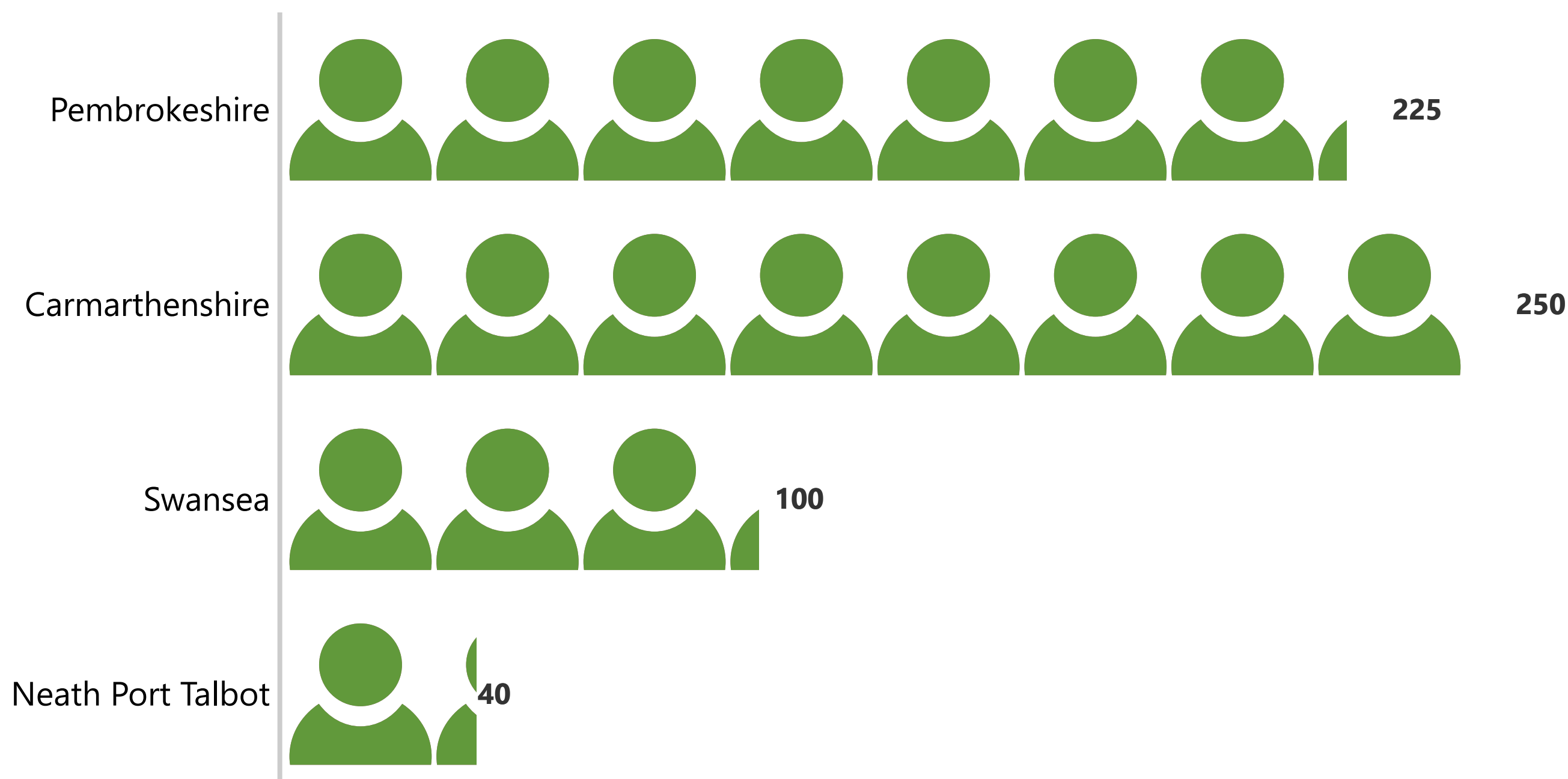
Swansea  210

Neath Port Talbot  125

Source: Office for National Statistics (ONS)

Last updated: 11/03/2025

The number of people employed is sourced from the Business Register Employment Survey (BRES). This is a survey of businesses in the UK.




Source: Office for National Statistics (ONS)




**170**  
apprenticeships in  
the sector

### Training within the sector (2023/24)



**58.8%**

of all apprentices in the  
sector are under 25



**430**

learning activities at further education  
institutions in the sector (2023/24)

Source: Welsh Government

\*  
of all apprentices in the  
sector\*